




TEACHING THE HEALING ANGELS OF THE ENERGY FIELD CLASS



Healing Angels Workbook



Healing Angels Certificate



How to Teach Healing Angels:
Audio Program

Prerequisites: There are no prerequisites required for attendance at this class.

Description: We developed our “Healing Angels” class to support two groups of students. It is perfect for students who do not have any Integrated Energy Therapy® Training but who love angels and who would like to meet and work with the nine special angels of healing (Ariel, Raphael, Gabriel, Celestina, Faith, Cassiel, Daniel, Sarah, and Michael). It is also ideal for IET students who want to learn to call upon the Healing Angels and add a special spiritual dimension to their sessions. Everyone from angel novice to expert can benefit from this class. Only IET Master-Instructors are authorized to teach this class.


Class Methodology: This class is based on a powerful four step process that enables you to energetically connect with the Healing Angels and develop your personal relationship with each of them. In this class you will lead your students through this four-step process to systematically focus on each of the Healing Angels. The group energy created in this class enables all student to have the most powerful energetic awareness of the Healing Angels possible.

Agenda: The most popular format for teaching our Healing Angels Class is a one-day, 8-hour class. We have prepared an agenda for teaching the entire Healing Angels class in one day. The agenda for teaching the Healing Angels class, shown on the following pages, has been created for this one-day format. You are free to divide this agenda into 5-morning segments or 2-half day segments to meet your teaching preferences. Please note that each student should receive a Healing Angels Student Workbook at the start of the class and be awarded an official Healing Angels Certificate once a student has completed the class.

Audio Teleconference : Our Healing Angels Class can be presented in an audio teleconference format but should never be recorded or made available for playback later.

Tools to Help you Teach Healing Angels:

- **How to Teach Healing with the Energy of Angels Audio Program:** This program is a 1-hour live recording of a lecture given by Stevan Thayer on How to Teach the Healing Angels Class.
M-I Price: \$9.00
- **The Healing Angels of the Energy Field Book:** This book describes the nine Healing Angels of the Energy Field and provides a wonderful channeled message from each of the Healing Angels that you can read to your students in your class.
List Price: \$10.00, M-I Price: \$8.00 (Also available in Dutch and French.)



HEALING ANGELS OF THE ENERGY FIELD – TRAINING AGENDA

- 9:30 - 10:00 AM **Registration**
Students arrive. Serve refreshments. Complete registration (collect any final balance due). Have students fill out a name tag. Pass out Healing Angels Workbooks.
- 10:00 - 10:15 AM **Welcome students**
Review Agenda.
Establish ground-rules for training (asking questions or taking breaks).
Have students share (their name, intent for the day, something that they want the class to know about them).
Note: keep the sharing short and simple. Start by sharing about yourself and set the tone.
- 10:15 - 10:45 AM **General Overview**
Review the Introduction: (angels are always willing, prayer of invitation and experiencing angels).
Review the Quick Guide to the Healing Angels.
Review the 4-step process for inviting angels to help you.
Note: please do not read the pages word for word.
Optional: Review the angelic hierarchy, angels and fallen angels and perceiving angels (this information is contained in the Healing Angels book).
- 10:45 - 11:00 AM **Break**
- 11:00 – 11:30 AM **Angel Ariel**
Review Angel Ariel’s healing gifts and how Angel Ariel can help you in your self-healing spiritual journey.
Have participants identify their personal issues that Angel Ariel can help them with and have them write these issues down in their workbook.
Lead the group in the 4-step invitation process to invite in Angel Ariel and connect with her energy.
 1. Offer a prayer of invitation for Angel Ariel.
 2. Establish an Angelic Heartlink with Angel Ariel
 3. Let the group experience Angel Ariel’s presence. (Optional, once the group has established their heartlinks to Angel Ariel, read all or some of Angel Ariel’s message from the Healing Angels book)
 4. Practice Discernment

Note: allow approximately 15 minutes for steps 3 and 4.

Gently thank Angel Ariel, bring group back and have them write down their experience of Angel Ariel.
Let the group members share about their experiences.
Optional: Describe the IET Wisdom Group’s experience and perception of Angel Ariel (from the Healing Angels book) and see how it relates to the group’s perception.

HEALING ANGELS OF THE ENERGY FIELD – TRAINING AGENDA (Continued)

11:30- 12:00

Angel Raphael

Review Angel Raphael's healing gifts and how Angel Raphael can help you in your self-healing spiritual journey.

Have participants identify their personal issues that Angel Raphael can help them with and have them write these issues down in their workbook.

Lead the group in the 4-step invitation process to invite in Angel Raphael and connect with his energy.

1. Offer a prayer of invitation for Angel Raphael.
2. Establish an Angelic Heartlink with Angel Raphael
3. Let the group experience Angel Raphael's presence. (Optional, once the group has established their heartlinks to Angel Raphael, read all or some of Angel Raphael's message from the Healing Angels book).
4. Practice Discernment

Note: allow approximately 15 minutes for steps 3 and 4.

Gently thank Angel Raphael, bring group back and have them write down their experience of Angel Raphael.

Let the group members share about their experiences.

Optional: Describe the IET Wisdom Group's experience and perception of Angel Raphael (from the Healing Angels book) and see how it relates to the group's perception.

12:00 - 1:00 PM

Lunch.

Direct students to local sandwich shops and health food stores.

Ask them to be ready to begin the afternoon session by 1:00 PM.

Begin to call the group together about 12:55 PM.

1:00 – 1:30 PM

Angel Gabriel

Review Angel Gabriel's healing gifts and how Angel Gabriel can help you in your self-healing spiritual journey.

Have participants identify their personal issues that Angel Gabriel can help them with and have them write these issues down in their workbook.

Lead the group in the 4-step invitation process to invite in Angel Gabriel and connect with his energy.

1. Offer a prayer of invitation for Angel Gabriel.
2. Establish an Angelic Heartlink with Angel Gabriel
3. Let the group experience Angel Gabriel's presence. (Optional, once the group has established their heartlinks to Angel Gabriel, read all or some of Angel Gabriel's message from the Healing Angels book).
4. Practice Discernment

Note: allow approximately 15 minutes for steps 3 and 4.

Gently thank Angel Gabriel, bring group back and have them write down their experience of Angel Gabriel.

Let the group members share about their experiences.

Optional: Describe the IET Wisdom Group's experience and perception of Angel Gabriel (from the Healing Angels book) and see how it relates to the group's perception.

HEALING ANGELS OF THE ENERGY FIELD – TRAINING AGENDA (Continued)

1:30 – 2:00 PM

Angel Celestina

Review Angel Celestina's healing gifts and how Angel Celestina can help you in your self-healing spiritual journey.

Have participants identify their personal issues that Angel Celestina can help them with and have them write these issues down in their workbook.

Lead the group in the 4-step invitation process to invite in Angel Celestina and connect with her energy.

1. Offer a prayer of invitation for Angel Celestina.
2. Establish an Angelic Heartlink with Angel Celestina
3. Let the group experience Angel Celestina's presence. (Optional, once the group has established their heartlinks to Angel Celestina, read all or some of Angel Celestina's message from the Healing Angels book).
4. Practice Discernment

Note: allow approximately 15 minutes for steps 3 and 4.

Gently thank Angel Celestina, bring group back and have them write down their experience of Angel Celestina.

Let the group members share about their experiences.

Optional: Describe the IET Wisdom Group's experience and perception of Angel Celestina (from the Healing Angels book) and see how it relates to the group's perception.

2:00 – 2:15 PM

Break

2:15 – 2:45 PM

Angel Faith

Review Angel Faith's healing gifts and how Angel Faith can help you in your self-healing spiritual journey.

Have participants identify their personal issues that Angel Faith can help them with and have them write these issues down in their workbook.

Lead the group in the 4-step invitation process to invite in Angel Faith and connect with her energy.

1. Offer a prayer of invitation for Angel Faith.
2. Establish an Angelic Heartlink with Angel Faith
3. Let the group experience Angel Faith's presence. (Optional, once the group has established their heartlinks to Angel Faith, read all or some of Angel Faith's message from the Healing Angels book).
4. Practice Discernment

Note: allow approximately 15 minutes for steps 3 and 4.

Gently thank Angel Faith, bring group back and have them write down their experience of Angel Faith.

Let the group members share about their experiences.

Optional: Describe the IET Wisdom Group's experience and perception of Angel Faith (from the Healing Angels book) and see how it relates to the group's perception.

HEALING ANGELS OF THE ENERGY FIELD – TRAINING AGENDA (Continued)

2:45 – 3:15 PM

Angel Cassiel

Review Angel Cassiel's healing gifts and how Angel Cassiel can help you in your self-healing spiritual journey.

Have participants identify their personal issues that Angel Cassiel can help them with and have them write these issues down in their workbook.

Lead the group in the 4-step invitation process to invite in Angel Cassiel and connect with her energy.

1. Offer a prayer of invitation for Angel Cassiel.
2. Establish an Angelic Heartlink with Angel Cassiel
3. Let the group experience Angel Cassiel's presence. (Optional, once the group has established their heartlinks to Angel Cassiel, read all or some of Angel Cassiel's message from the Healing Angels book).
4. Practice Discernment

Note: allow approximately 15 minutes for steps 3 and 4.

Gently thank Angel Cassiel, bring group back, and have them write down their experience of Angel Cassiel.

Let the group members share about their experiences.

Optional: Describe the IET Wisdom Group's experience and perception of Angel Cassiel (from the Healing Angels book) and see how it relates to the group's perception.

3:15 – 3:45 PM

Angel Daniel

Review Angel Daniel's healing gifts and how Angel Daniel can help you in your self-healing spiritual journey.

Have participants identify their personal issues that Angel Daniel can help them with and have them write these issues down in their workbook.

Lead the group in the 4-step invitation process to invite in Angel Daniel and connect with his energy.

1. Offer a prayer of invitation for Angel Daniel.
2. Establish an Angelic Heartlink with Angel Daniel
3. Let the group experience Angel Daniel's presence. (Optional, once the group has established their heartlinks to Angel Daniel, read all or some of Angel Daniel's message from the Healing Angels book).
4. Practice Discernment

Note: allow approximately 15 minutes for steps 3 and 4.

Gently thank Angel Daniel, bring group back, and have them write down their experience of Angel Daniel.

Let the group members share about their experiences.

Optional: Describe the IET Wisdom Group's experience and perception of Angel Daniel (from the Healing Angels book) and see how it relates to the group's perception.

3:45 – 4:00 PM

Break

HEALING ANGELS OF THE ENERGY FIELD – TRAINING AGENDA (Continued)

4:00 – 4:30 PM

Angel Sarah

Review Angel Sarah's healing gifts and how Angel Sarah can help you in your self-healing spiritual journey.

Have participants identify their personal issues that Angel Sarah can help them with and have them write these issues down in their workbook.

Lead the group in the 4-step invitation process to invite in Angel Sarah and connect with her energy.

1. Offer a prayer of invitation for Angel Sarah.
2. Establish an Angelic Heartlink with Angel Sarah
3. Let the group experience Angel Sarah's presence. (Optional, once the group has established their heartlinks to Angel Sarah, read all or some of Angel Sarah's message from the Healing Angels book).
4. Practice Discernment

Note: allow approximately 15 minutes for steps 3 and 4.

Gently thank Angel Sarah, bring group back, and have them write down their experience of Angel Sarah.

Let the group members share about their experiences.

Optional: Describe the IET Wisdom Group's experience and perception of Angel Sarah (from the Healing Angels book) and see how it relates to the group's perception.

4:30 – 5:00 PM

Angel Michael

Review Angel Michael's healing gifts and how Angel Michael can help you in your self-healing spiritual journey.

Have participants identify their personal issues that Angel Michael can help them with and have them write these issues down in their workbook.

Lead the group in the 4-step invitation process to invite in Angel Michael and connect with his energy.

1. Offer a prayer of invitation for Angel Michael.
2. Establish an Angelic Heartlink with Angel Michael
3. Let the group experience Angel Michael's presence. (Optional, once the group has established their heartlinks to Angel Michael, read all or some of Angel Michael's message from the Healing Angels book).
4. Practice Discernment

Note: allow approximately 15 minutes for steps 3 and 4.

Gently thank Angel Michael, bring group back, and have them write down their experience of Angel Michael.

Let the group members share about their experiences.

Optional: Describe the IET Wisdom Group's experience and perception of Angel Michael (from the Healing Angels book) and see how it relates to the group's perception.

5:00 – 5:15 PM

Closing

Ask final questions

Pass out student questionnaires.